



# *Swimming* 2025



Tuesday 25 March  
Perth HPC  
Indoor 8 lane pool

## *C Division*

# Carnival Divisions 2025

## A DIVISION | Wednesday 26 March

All Saints' College  
CBC Fremantle  
Chisholm Catholic College  
Corpus Christi College  
John XXIII College  
Mazenod College  
Mercedes College  
Newman College  
Sacred Heart College  
St Brigid's College

## C DIVISION | Tuesday 25 March

Bunbury Cathedral Grammar School  
Frederick Irwin Anglican School  
Lake Joondalup Baptist College  
Mandurah Baptist College  
Nagle Catholic College  
St George's Anglican Grammar School  
St Mary MacKillop College  
Ursula Frayne Catholic College

## E DIVISION | Friday 28 March

Carey Baptist College (Harrisdale)  
John Paul College  
Lumen Christi College  
Mater Dei College  
Servite College  
St James' Anglican School  
St Stephen's School (Carramar)  
Tranby College

## G DIVISION | Thursday 20 March

Austin Cove Baptist College  
Grace Christian School  
Holy Cross College  
John Wollaston ACS  
Quinns Baptist College  
Rehoboth Christian College  
St Joseph's College (Albany)  
St Joseph's School (Northam)

## I DIVISION | Tuesday 18 March

Carmel School  
Cornerstone Christian College  
Ellenbrook Christian College  
Esperance ACS  
Foundation Christian College  
Fremantle Christian College  
Southern Hills Christian College  
St Andrew's Grammar

## B DIVISION | Thursday 27 March

Guildford Grammar School  
Kennedy Baptist College  
Kolbe Catholic College  
Mandurah Catholic College  
Peter Moyes Anglican Community School  
Prendiville Catholic College  
St Mark's ACS  
St Stephen's School (Duncraig)

## D DIVISION | Monday 24 March

Emmanuel Catholic College  
Georgiana Molloy Anglican School  
John Septimus Roe ACS  
Kingsway Christian College  
La Salle College  
Seton Catholic College  
St Norbert College  
Swan Christian College

## F DIVISION | Friday 21 March

Geraldton Grammar School  
Helena College  
Irene McCormack Catholic College  
Living Waters Lutheran College  
Peter Carnley Anglican Community School  
Providence Christian College  
South Coast Baptist College  
Swan Valley Anglican Community School

## H DIVISION | Wednesday 19 March

Aranmore Catholic College  
Carey Baptist College (Forrestdale)  
Court Grammar School  
Geraldton Christian College  
Mercy College  
Mother Teresa Catholic College  
Mundaring Christian College  
St John Bosco College

## J DIVISION | Monday 17 March

Alkimos Baptist College  
Atlantis Beach Baptist College **TBC**  
Edmund Rice College  
Heritage College  
Immaculate Heart College  
International School of Western Australia  
Salvado Catholic College  
The King's College

Lane 1



## St George's Anglican Grammar School

Caps: red with white dragon & black name

Bathers: black

Lane 2



## Frederick Irwin Anglican School

Caps: dark green

Bathers: green with yellow stripe

Lane 3



## Lake Joondalup Baptist College

Caps: gold

Bathers: navy blue with gold & light blue vertical stripes

Lane 4



## Nagle Catholic College

Caps: green with gold writing

Bathers: black (B: jammers/briefs)

Lane 5



## St Mary MacKillop Catholic College

Caps: burgundy

Bathers: burgundy, white, grey

Lane 6



## Ursula Frayne Catholic College

Caps: black with white lettering

Bathers: black

Lane 7



## Bunbury Cathedral Grammar School

Caps: navy blue school logo

Bathers: navy blue (B: jammers, G: full leg suit)

Lane 8



## Mandurah Baptist College

Caps: gold/yellow

Bathers: navy, gold

# Entry, Exit & Seating Allocations

	Permanent stand (Spectators)	Temporary stand (Competitors)			
	Block, Rows/Seats, # of seats & Entry/Exit Door	Block	Seats	Total	Exit Order
Ursula Frayne	Competitors (150 seats): Block C, Rows A-J. Door 4. No student spectators (Blocks F – J if required)	Competitors in main stand			6
Frederick Irwin	Competitors (150 seats): Block B, Rows A-J. Door 4. No student spectators (Blocks F – J if required)	Competitors in main stand			5
Lake Joondalup	Competitors (150 seats): Block A. Door 3. 80 students/staff - ???	Competitors in main stand			4
Bunbury GS	No student spectators (Blocks F – J if required)	K (West)	125	125	1
St Mary MacKillop	No student spectators (Blocks F – J if required)	K (East) L (West)	22 103	125	2
Mandurah BC	No student spectators (Blocks F – J if required)	L (East) M (West)	29 97	125	7
St George's	No student spectators (Blocks F – J if required)	M (East) N (West)	26 99	125	8
Nagle	No student spectators (Blocks F – J if required)	N (East) P (West)	24 101	125	3
Public Doors 5 & 6 507 seats	Block C, Rows K-M Block D, Rows A-J (all), Rows K-M (seats 64-80) Block E, Rows C-J, Rows K-L (seats 81-92)				
Spare	Blocks F – J. Doors 7 - 10				



ACC Sports

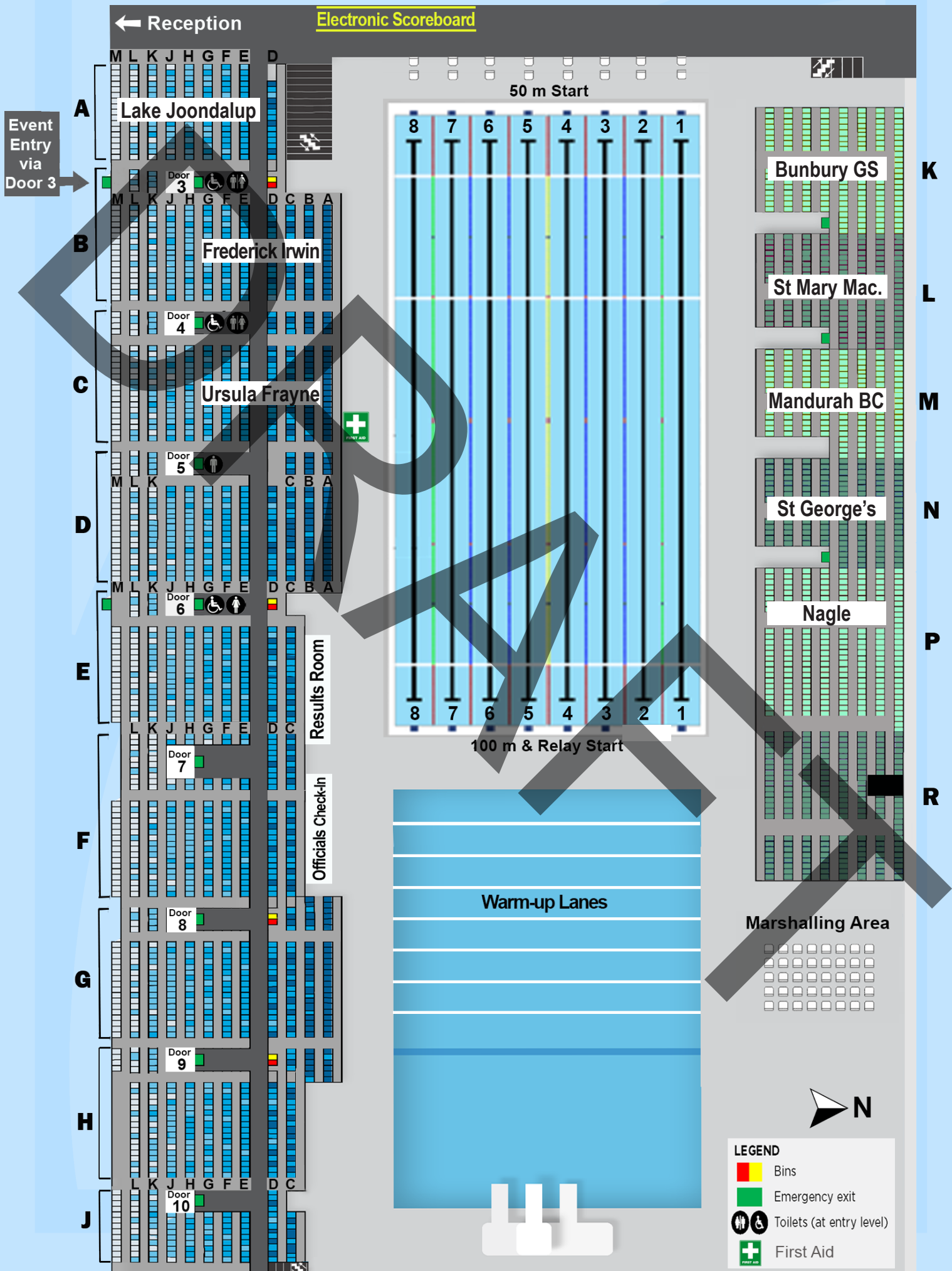
LiveStream

Swimming

Catch it live on  Streamer

Get the link from your school's  
Sport Coordinator

# Venue Layout & Seating Allocations



# PROGRAMME OF EVENTS – C & D DIVISIONS

#	Time	Event				Record			
1	10:00	100 m Freestyle	G	U19	Div I	59.10	2021	Crystal Edwards	St Stephen's (D)
2	10:03	100 m Freestyle	B	U19	Div I	52.99	2024	Alexander Sillitoe	Carey BC (H)
3	10:06	100 m Freestyle	G	U17	Div I	58.84	2007	Rebecca Blevins	Mater Dei
4	10:09	100 m Freestyle	B	U17	Div I	51.68	2024	Lucas Fackerell	Prendville
5	10:12	100 m Freestyle	G	U16	Div I	57.09	2019	Crystal Edwards	St Stephen's (D)
6	10:15	100 m Freestyle	B	U16	Div I	54.37	2023	Lucas Fackerell	Prendville
6B		50 m Freestyle	G	Multi Class		<a href="http://www.accsport.asn.au/carnivals/swimming/records">www.accsport.asn.au/carnivals/swimming/records</a>			
6C		50 m Freestyle	B	Multi Class					
7	10:18	50 m Freestyle	G	U13	Div III	28.31	2021	Kaci Curtis	Emmanuel CC
8	10:19	50 m Freestyle	G	U13	Div II				
9	10:20	50 m Freestyle	G	U13	Div I				
10	10:21	50 m Freestyle	B	U13	Div III	28.60	2018	Jacob Hale	John Wollaston
11	10:22	50 m Freestyle	B	U13	Div II				
12	10:23	50 m Freestyle	B	U13	Div I				
13	10:24	50 m Freestyle	G	U14	Div III	28.69	2022	Emma Stewart	Sacred Heart
14	10:25	50 m Freestyle	G	U14	Div II				
15	10:26	50 m Freestyle	G	U14	Div I				
16	10:27	50 m Freestyle	B	U14	Div III	26.83	2019	Jacob Hale	John Wollaston
17	10:28	50 m Freestyle	B	U14	Div II				
18	10:29	50 m Freestyle	B	U14	Div I				
19	10:30	50 m Freestyle	G	U15	Div III	26.54	2022	Sylvia Czajko	John XXIII
20	10:31	50 m Freestyle	G	U15	Div II				
21	10:32	50 m Freestyle	G	U15	Div I				
22	10:33	50 m Freestyle	B	U15	Div III	25.62	2022	Sam Carmignani	Sacred Heart
23	10:34	50 m Freestyle	B	U15	Div II				
24	10:35	50 m Freestyle	B	U15	Div I				
25	10:36	50 m Freestyle	G	U16	Div II	27.97	2024	Anouk Potter	St George's
26	10:37	50 m Freestyle	G	U16	Div I				
27	10:38	50 m Freestyle	B	U16	Div II				
28	10:39	50 m Freestyle	B	U16	Div I	25.43	2019	Matthew Teng	Ursula Frayne
29	10:40	50 m Freestyle	G	U17	Div II	26.21	2024	Sylvia Czajko	John XXIII
30	10:41	50 m Freestyle	G	U17	Div I				
31	10:42	50 m Freestyle	B	U17	Div II				
32	10:43	50 m Freestyle	B	U17	Div I	24.83	2022	Charles Hodge	John XXIII
33	10:44	50 m Freestyle	G	U19	Div II	28.40	2008	Rebecca Blevins	Mater Dei
34	10:45	50 m Freestyle	G	U19	Div I				
35	10:46	50 m Freestyle	B	U19	Div II				
36	10:47	50 m Freestyle	B	U19	Div I	24.50	2021	Damian Badenhorst	Austin Cove BC
37	10:48	4 x 50 m Medley	G	Junior	Div I	2:12.72	2016		Mandurah CC
38	10:52	4 x 50 m Medley	B	Junior	Div I	2:01.37	2023		CBC Fremantle
39	10:56	4 x 50 m Medley	G	Senior	Div I	2:08.97	2009		Iona
40	11:00	4 x 50 m Medley	B	Senior	Div I	1:53.25	2015		St Mark's ACS

40B		50 m Breaststroke	G	Multi Class		<a href="http://www.accsport.asn.au/carnivals/swimming/records">www.accsport.asn.au/carnivals/swimming/records</a>			
40C		50 m Breaststroke	B	Multi Class					
41	11:04	50 m Breaststroke	G	U13	Div II	37.05	2016	Crystal Edwards	St Stephen's (D)
42	11:06	50 m Breaststroke	G	U13	Div I				
43	11:08	50 m Breaststroke	B	U13	Div II	36.64	2021	Jack Woods	CBC Fremantle
44	11:10	50 m Breaststroke	B	U13	Div I				
45	11:12	50 m Breaststroke	G	U14	Div II	36.81	2010	Logan Bristow	St Brigid's
46	11:14	50 m Breaststroke	G	U14	Div I				
47	11:16	50 m Breaststroke	B	U14	Div II	34.27	2014	Benjamin Dearle	Chisholm
48	11:18	50 m Breaststroke	B	U14	Div I				
49	11:20	50 m Breaststroke	G	U15	Div II	34.00	2018	Crystal Edwards	St Stephen's (D)
50	11:22	50 m Breaststroke	G	U15	Div I				
51	11:24	50 m Breaststroke	B	U15	Div II	32.19	2023	Jake Woods	CBC Fremantle
52	11:26	50 m Breaststroke	B	U15	Div I				
53	11:28	50 m Breaststroke	G	U16	Div II	33.73	2019	Crystal Edwards	St Stephen's (D)
54	11:30	50 m Breaststroke	G	U16	Div I				
55	11:32	50 m Breaststroke	B	U16	Div II	32.06	2017	Aleksandr Bell	John XXIII
56	11:34	50 m Breaststroke	B	U16	Div I				
57	11:36	50 m Breaststroke	G	U17	Div II	34.55	1992	M Sibraa	Kolbe
58	11:38	50 m Breaststroke	G	U17	Div I				
59	11:40	50 m Breaststroke	B	U17	Div II	31.08	2015	George Harley	Sacred Heart
60	11:42	50 m Breaststroke	B	U17	Div I				
61	11:44	50 m Breaststroke	G	U19	Div II	33.76	2018	Lauren Gastevich	St Stephen's (D)
62	11:46	50 m Breaststroke	G	U19	Div I				
63	11:48	50 m Breaststroke	B	U19	Div II	30.54	2016	George Harley	Sacred Heart
64	11:50	50 m Breaststroke	B	U19	Div I				
64B		50 m Butterfly	G	Multi Class		<a href="http://www.accsport.asn.au/carnivals/swimming/records">www.accsport.asn.au/carnivals/swimming/records</a>			
64C		50 m Butterfly	B	Multi Class					
65	11:52	50 m Butterfly	G	U13	Div I	31.53	2011	Tamsin Cook	St Mark's ACS
66	11:54	50 m Butterfly	B	U13	Div I	31.24	2018	Jacob Hale	John Wollaston
67	11:56	50 m Butterfly	G	U14	Div I	29.69	2018	Morgan Knox	Sacred Heart
68	11:58	50 m Butterfly	B	U14	Div I	28.19	2019	Jacob Hale	John Wollaston
69	12:00	50 m Butterfly	G	U15	Div I	28.91	2018	Crystal Edwards	St Stephen's (D)
70	12:02	50 m Butterfly	B	U15	Div I	27.05	2018	Damian Badenhorst	Austin Cove BC
71	12:04	50 m Butterfly	G	U16	Div I	28.25	2019	Crystal Edwards	St Stephen's (D)
72	12:06	50 m Butterfly	B	U16	Div I	26.54	2019	Damian Badenhorst	Austin Cove
73	12:08	50 m Butterfly	G	U17	Div I	29.70	2019	Alyssa Burgess	Prendiville
74	12:10	50 m Butterfly	B	U17	Div I	25.97	2013	Damian Fyfe	St Stephen's (D)
75	12:12	50 m Butterfly	G	U19	Div I	28.69	2012	Danae Okulicz	Kingsway
76	12:14	50 m Butterfly	B	U19	Div I	25.82	2021	Damian Badenhorst	Austin Cove BC
76B		50 m Backstroke	G	Multi Class		<a href="http://www.accsport.asn.au/carnivals/swimming/records">www.accsport.asn.au/carnivals/swimming/records</a>			
76C		50 m Backstroke	B	Multi Class					
77	12:16	50 m Backstroke	G	U13	Div II	32.53	2021	Kaci Curtis	Emmanuel CC
78	12:18	50 m Backstroke	G	U13	Div I				
79	12:20	50 m Backstroke	B	U13	Div II	33.53	2018	Jacob Hale	John Wollaston
80	12:22	50 m Backstroke	B	U13	Div I				

81	12:24	50 m Backstroke	G	U14	Div II	32.87	2004	Kirstie Briggs	Prendiville
82	12:26	50 m Backstroke	G	U14	Div I				
83	12:28	50 m Backstroke	B	U14	Div II	31.42	2016	Jacob Dearle	Chisholm
84	12:30	50 m Backstroke	B	U14	Div I				
85	12:32	50 m Backstroke	G	U15	Div II	31.30	1981	K Harken	Stella Maris
86	12:34	50 m Backstroke	G	U15	Div I				
87	12:36	50 m Backstroke	B	U15	Div II	29.62	2007	Peter D'Agostino	Mater Dei
88	12:38	50 m Backstroke	B	U15	Div I				
89	12:40	50 m Backstroke	G	U16	Div II	31.32	2018	Alyssa Burgess	Prendiville
90	12:42	50 m Backstroke	G	U16	Div I				
91	12:44	50 m Backstroke	B	U16	Div II	28.85	2008	Peter D'Agostino	Mater Dei
92	12:46	50 m Backstroke	B	U16	Div I				
93	12:48	50 m Backstroke	G	U17	Div II	31.18	2019	Alyssa Burgess	Prendiville
94	12:50	50 m Backstroke	G	U17	Div I				
95	12:52	50 m Backstroke	B	U17	Div II	28.39	2013	Damian Fyfe	St Stephen's (D)
96	12:54	50 m Backstroke	B	U17	Div I				
97	12:56	50 m Backstroke	G	U19	Div II	31.54	1998	Louise Scharf	Corpus Christi
98	12:58	50 m Backstroke	G	U19	Div I				
99	1:00	50 m Backstroke	B	U19	Div II	27.71	2023	Tom Prowton	Peter Moyes
100	1:02	50 m Backstroke	B	U19	Div I				
101	1:04	4 x 50 m Free Rly	G	U13	Div I	2:08.12	2018		Mandurah CC
102	1:08	4 x 50 m Free Rly	B	U13	Div I	2:05.07	2017		Sacred Heart
103	1:12	4 x 50 m Free Rly	G	U14	Div I	2:01.66	2021		John XXIII
104	1:16	4 x 50 m Free Rly	B	U14	Div I	1:56.70	2012		CBC Fremantle
105	1:20	4 x 50 m Free Rly	G	U15	Div I	1:59.14	2007		Iona
106	1:24	4 x 50 m Free Rly	B	U15	Div I	1:50.51	2023		CBC Fremantle
107	1:28	4 x 50 m Free Rly	G	U16	Div I	1:58.99	2017 2024		Mandurah CC JohnXXIII
108	1:32	4 x 50 m Free Rly	B	U16	Div I	1:47.05	2024		CBC Fremantle
109	1:36	4 x 50 m Free Rly	G	U17	Div I	1:56.85	2018		Mandurah CC
110	1:40	4 x 50 m Free Rly	B	U17	Div I	1:43.85	2014		St Mark's ACS
111	1:44	4 x 50 m Free Rly	G	U19	Div I	1:57.78	2010		Iona
112	1:48	4 x 50 m Free Rly	B	U19	Div I	1:41.01	2015		St Mark's ACS

Teams assemble: 2:00 pm

Presentations: 2:05 pm





## AGE CLASSIFICATION & CATEGORIES

	Junior	Senior
A, B, C & D Division	U13, U14 & U15	U16, U17 & U19
E & F Divisions	U13, U14 & U15	U16 & U19
G, H & I Divisions	U13 & U14	U15 & U19
J Division	U13 & U14	U19

- All ACC carnivals will use the cut-off date **30th June** for age group classification.
- Competitors are permitted to compete in one age group only, for all events.
- A competitor who qualifies to compete in U14, but elects to compete in U15 for his or her FIRST EVENT, must remain in U15 for all other events, including relays. (I.e. Competitors may swim in one age category only.)

## TROPHIES

At all carnivals, trophies are awarded in the following 7 categories:

Junior Boys	Senior Boys	Aggregate Boys	Combined Aggregate
Junior Girls	Senior Girls	Aggregate Girls	

### Age Champions and All Stars Team

The ACC does not announce age championship winners at the carnivals. Championship winners will be posted on the website after the carnival and will receive a certificate of acknowledgment.

Following the series of carnivals, the ACC will compare all results across all carnival Divisions and select an 'All Stars' team of the best performers in each event. Students selected in the All Stars team will receive a certificate of acknowledgment and an 'All Stars' pin from the ACC.

## RESULTS

Carnival results will be available online at [www.accsport.asn.au/carnivals/swimming/results/2025](http://www.accsport.asn.au/carnivals/swimming/results/2025).

### Post Carnival

The **final** determination of results will take place three days after the completion of the carnival. This stage of the scoring process represents the final outcome and in the event that points scores differ from those announced at the carnival, the schools involved will be notified. Trophies are then to be transferred using minimum process. The final point tallies will also be listed in the 2025 ACC Year Book.


POINTS ALLOCATION	1st	2nd	3rd	4th	5th	6th	7th	8th
Div I	12	11	10	9	8	7	6	5
Divs II & III	8	7	6	5	4	3	2	1
Relays Div I	24	22	20	18	16	14	12	10

# EVENT RULES

- ACC swimming carnivals are conducted using Swimming WA officials under *World Aquatics* rules, except if stated otherwise in the ACC Swimming Charter of Operations.
- **The *World Aquatics* “one start” rule (SW 4.4) is used as follows.**
  - **The Start Rule:** Any swimmer starting before the starting signal has been given, shall be disqualified. If the starting signal sounds before the disqualification is declared, the race shall continue and the swimmer/s shall be disqualified upon completion of the race. If the disqualification is declared before the starting signal, the signal shall not be given; the remaining swimmers shall be called back and the starting procedure commenced again, beginning with the long whistle (the second one for backstroke).
  - **Interpretation:** After all swimmers are “stationary” (SW 4.1), any swimmer who moves before the starting signal may be disqualified if such movement is observed and confirmed by both the starter and referee.
  - **ACC amendment:** Swimmers disqualified at the start shall still be allowed to swim in the race and shall be disqualified upon completion of the race. This change from *World Aquatics* rules is to encourage participation and allow school aged competitors the opportunity to still compete in their race.
- **Use of video evidence:** Although school staff/parents/spectators may take video or photographic recordings of their own students, no video recording is to be used as evidence for results or an appeal. This rule applies across all ACC carnivals (swimming, athletics, cross-country, etc). Only in cases where the organising ACC staff deem it appropriate, may authorized event officials video record events or use video recordings for adjudication purposes.
- **C - J Division:** Rules are modified to allow Swimming WA officials the authority to use their discretion and common sense when adjudicating on rule infringements. Disqualifications should only be called if the infringement provides the swimmer with a clear and unfair advantage, or causes disadvantage to another swimmer.
- Competitors must swim in their official school swimming cap and bathers. Competition racing bathers must meet *World Aquatics* requirements.
- Competitors may swim in only one division of any event.
- In A-F Division carnivals, a competitor may only swim in one individual Freestyle event (either 50 m or 100 m, but not both).
- In G-J Division carnivals, a competitor may swim in both individual Freestyle events; i.e. a student may compete in both the individual 100m Freestyle and the 50m Freestyle.
- In G-J Division carnivals only, the 100m Freestyle and Medley Relay events are Open, therefore swimmers from any age group may compete in these events and still maintain their age group status e.g. a swimmer competing in the U/14 age category for all other events may also compete in the Open100m freestyle and medley relay.
- Swim order for medley relays is as follows: Backstroke, Breaststroke, Butterfly, Freestyle.
- In the event that variation in placing occurs (e.g. malfunction in electronic timing/judging or touch pad not activated), the ratified result placings will be determined by the following method.
  - **1<sup>st</sup> consideration:** Electronic timing based on the touchpad time.
  - **2<sup>nd</sup> consideration:** The lane timekeepers based on the slower of the two times.  
(Timekeepers have a semi-automatic electronic timing back-up button mechanism.)
  - **3<sup>rd</sup> consideration:** The Referee’s decision, based upon the manual place judging.
- **Extra consideration:** In the event of a touch pad or back-up button failing to register a time (due to mechanism failure or touch pad not hit hard enough) the competitor will be given an adjusted time relevant to their correct place.

# HISTORY OF RESULTS

A History of Results of the ACC annual divisional carnivals from 1943 to 2024 can be viewed on the ACC website. Scanning this QR code will take you there.



2024 C Division Winners  
Guildford Grammar School


## C Division Shield Holders 2024

Overall Aggregate	Guildford Grammar
Overall Boys	Guildford Grammar
Overall Girls	Bunbury CGS
Senior Boys	Guildford Grammar
Senior Girls	Nagle
Junior Boys	Guildford Grammar
Junior Girls	St Mary MacKillop





Real-time results  
can also be viewed via the  
*Meet Mobile: Swim* app.



Check out the ACC socials for  
other updates on the day.



[instagram.com/accsport1](https://www.instagram.com/accsport1) #accsport

